



Anti-Plant Actin Mouse Monoclonal Antibody (3T3)

Cat #: A01050

Size: 50µl/200µl/200µl×5

Product Information

	Product Name: Anti-Plant Actin Mouse Monoclonal Antibody (3T3)		
	Applications: WB		Isotype: Mouse IgG1
	Reactivity: Corn, Arabidopsis, Rape		
REF	Catalog Number: A01050	LOT	Lot Number: Refer to product label
	Formulation: Liquid solution		Concentration: 1 mg/ml
	Storage: Store at -20°C. Avoid repeated freeze / thaw cycles.		Note: Contain sodium azide.

Background: Actin is a highly conserved protein and an essential component of cell cytoskeleton and plays an important role in cytoplasmic streaming, cell shape determination, cell division, organelle movement and extension growth. Preferentially expressed in young and expanding tissues, floral organ primordia, developing seeds and emerging inflorescence. Arabidopsis has a complex actin gene family that encodes six protein subclasses. One of the classes is represented by the proteins ACT2 and ACT8, which are similar proteins, but have different flanking sequences, introns and silent nucleotide positions in codons. ACT8 is expressed in root, stems, leaves, flowers, pollen and siliques.

Application Notes: Optimal working dilutions should be determined experimentally by the investigator. Suggested starting dilutions are as follows: WB (1:5000-1:10000).

Storage Buffer: Liquid in PBS, pH 7.4, containing 0.02% Sodium Azide as preservative and 50% Glycerol.

Storage Instructions: Stable for one year at -20°C from date of shipment. For maximum recovery of product, centrifuge the original vial after thawing and prior to removing the cap. Aliquot to avoid repeated freezing and thawing.

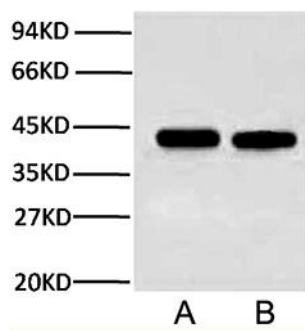


Fig. Western blot analysis (1:3000) of plant Actin expression in Arabidopsis (lane A) and Nicotiana tabacum (lane B) with Anti-Plant Actin Mouse Monoclonal Antibody (3T3).

Note: The product listed herein is for research use only and is not intended for use in human or clinical diagnosis. Suggested applications of our products are not recommendations to use our products in violation of any patent or as a license. We cannot be responsible for patent infringements or other violations that may occur with the use of this product.