



Anti-PCNA Mouse Monoclonal Antibody (1D7)

Cat #: A01040

Size: 50µl/200µl/200µl×5

Product Information

	Product Name: Anti-PCNA Mouse Monoclonal Antibody (1D7)		
	Applications: WB, IHC, IF		Isotype: Mouse IgG1
	Reactivity: Human, Mouse, Rat		
REF	Catalog Number: A01040	LOT	Lot Number: Refer to product label
	Formulation: Liquid		Concentration: 1 mg/ml
	Storage: Store at -20°C. Avoid repeated freeze / thaw cycles.		Note: Contain sodium azide.

Background: Proliferating Cell Nuclear Antigen, commonly known as PCNA, is a protein that acts as a processivity factor for DNA polymerase in eukaryotic cells. It achieves this processivity by encircling the DNA, thus creating a topological link to the genome. PCNA was originally identified as an antigen that is expressed in the nuclei of cells during the DNA synthesis phase of the cell cycle.

Application Notes: Optimal working dilutions should be determined experimentally by the investigator. Suggested starting dilutions are as follows: WB (1:5000), IHC-P (1:200), IF (1:200).

Storage Buffer: Liquid in PBS, pH 7.4, containing 0.02% Sodium Azide as preservative and 50% Glycerol.

Storage Instructions: Stable for one year at -20°C from date of shipment. For maximum recovery of product, centrifuge the original vial after thawing and prior to removing the cap. Aliquot to avoid repeated freezing and thawing.

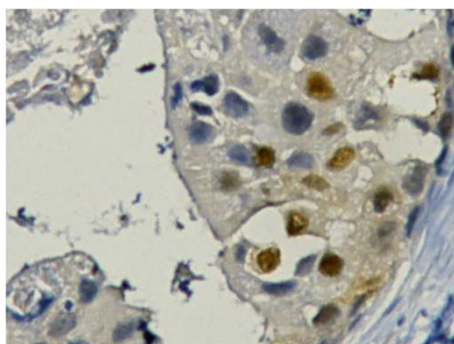


Fig.1. Immunohistochemistry staining (1:100) of Human breast cancer tissue paraffin-embedded with Anti-PCNA Mouse Monoclonal Antibody (1D7).

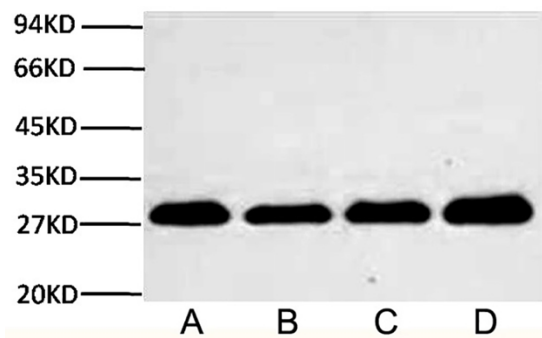


Fig.2. Western blot analysis (1:2000) of PCNA expression in Rat brain (lane A), A549 cell (lane B), NIH 3T3 cell (lane C) and 293T cell (lane D) with Anti-PCNA Mouse Monoclonal Antibody (1D7).

Note: The product listed herein is for research use only and is not intended for use in human or clinical diagnosis. Suggested applications of our products are not recommendations to use our products in violation of any patent or as a license. We cannot be responsible for patent infringements or other violations that may occur with the use of this product.